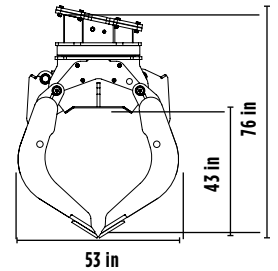
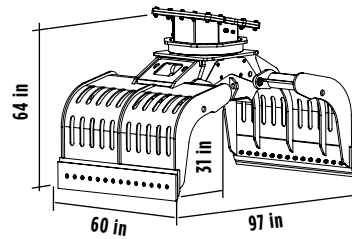
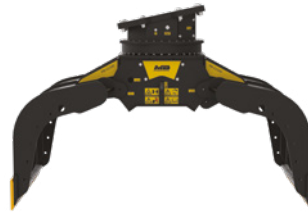



# MB-G1500 S4



## ACCESSORIES








- RECOMMENDED SPARE PARTS KIT
- FIXED COUPLING
- ROTATION POWER EXTENDER KIT (ROTATION FLOW RATE 40 ÷ 70 L/MIN)
- GRIP IMPROVEMENT KIT
- MULTI-PURPOSE BLADE KIT
- RUBBER PROTECTION KIT
- CLAM SHELL KIT
- 24 MONTHS WARRANTY

## SPECIFICATIONS

EQUIPMENT	 ≥ 44,100 < 66,100 lb
LOAD CAPACITY (CLAWS CLOSED)	50 ft <sup>3</sup>
FLOW DIRECTION	5 - 9 gal/min
OIL FLOW (OPEN/CLOSE)	19 gal/min
PRESSURE OF ROTATION	> 3,191 PSI
PRESSURE (OPEN/CLOSE)	4,351 PSI/5,802 PSI
WEIGHT	4,520 lbs
ROTATION	360°



## AREAS OF APPLICATION

						
URBAN CONSTRUCTION SITES	PORTS AND FREIGHT TERMINALS	QUARRIES	RECYCLING AND WASTE SORTING FACILITY	MOVING AND SEPARATING MATERIALS	UTILITY WORK	LANDSCAPING

The data provided above is not binding, as the manufacturer reserves itself the right to make improvements to its products at any time and with no advance notice. References to excavator weights are approximate and many may be subject to changes.