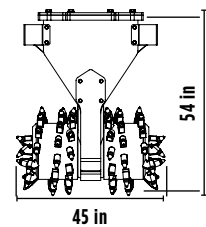
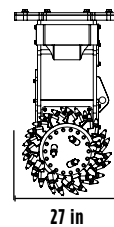


# MB-R900




## ACCESSORIES

- RECOMMENDED SPARE PARTS KIT
- FIXED COUPLING
- LOW SET DRUM KIT
- FULL SET DRUM KIT
- DUST SUPPRESSION KIT
- HIGH OIL TEMPERATURE REDUCING DEVICE
- ROCK AND ASPHALT PICK KITS
- 24 MONTHS WARRANTY



## SPECIFICATIONS

EQUIPMENT	 $\geq 41,900$ < 77,200 lb
RECOMMENDED OIL FLOW (MIN)	66 - 92 gal/min
INLET MAXIMUM PRESSURE	> 5,076 PSI
DRAIN-OUT MAXIMUM PRESSURE	< 58 PSI
OUTPUT TORQUE	13,200 Nm
PICK FORCE	29,502 ft lb
WEIGHT	3,086 lbs
SPEED/MIN.	60 RPM/80 RPM

## AREAS OF APPLICATION



TUNNELS



UTILITY  
WORK



URBAN  
JOB SITES



ROAD WORKS



PROFILING  
OF ROCKS AND  
CONCRETE WALLS



DEMOLITION



EXCAVATION  
AND CREATION  
OF FOUNDATIONS



AGRICULTURAL  
AND FOREST  
AREAS

The data provided above is not binding, as the manufacturer reserves itself the right to make improvements to its products at any time and with no advance notice.  
References to excavator weights are approximate and many may be subject to changes.



WWW.MBCRUSHER.COM