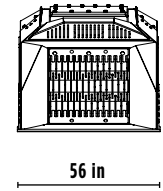
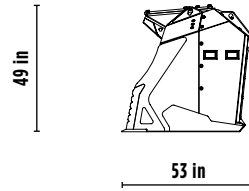




MB-HDS314



ACCESSORIES





- SPARE PARTS KIT
- FIXED COUPLING
- SHAFT HOLDER
- RC COMPOST KIT
- RM MIXER KIT
- RE8 FINE SIFTING KIT
- RE16 FINE SIFTING KIT
- RQ20 MEDIUM SIFTING KIT
- RQ50 MEDIUM SIFTING KIT

SPECIFICATIONS


EQUIPMENT	 ≥ 22,000 ≤ 44,100 lbs  ≥ 13,200 ≤ 22,000 lbs
LOAD CAPACITY	1.18 cy
DIMENSIONS	56" X 53" X 49" H in
PRESSURE	> 3,300 PSI
WEIGHT	3,086 lbs
OIL FLOW	26 gal/min

SHAFT KITS


* shaft in closed position

KIT	SETTINGS	APPLICATION
 RC COMPOST KIT	1.5* in	Crushing brushwood and wood trusses Composting
 RM MIXER KIT	-	Soil Aeration Compost aeration Breaking down charcoal Crushing glass Crushing drywall
 RE8/RE16 FINE SIFTING KIT	0.3 in or 0.6 in	Sifting damp/dry soil
 RQ20/RQ50 MEDIUM SIFTING KIT	0.8 in or 2.0 in	Sifting damp/dry soil Soil aeration


AREAS OF APPLICATION



RECYCLING


UTILITY WORK


COMPOSTING


INDUSTRIAL AREAS


ENVIRONMENTAL REMEDIATIONS


FINE SIFTING

The data provided above is not binding, as the manufacturer reserves itself the right to make improvements to its products at any time and with no advance notice. References to excavator weights are approximate and many may be subject to changes.