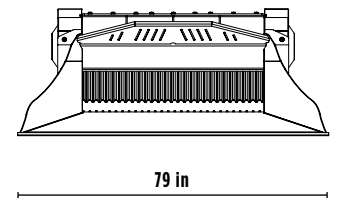
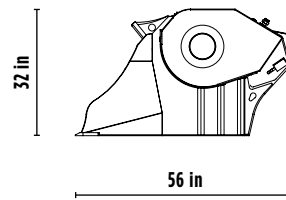



MB-L200 S2


MB[®]
THE CRUSHING EVOLUTION



ACCESSORIES

- RECOMMENDED SPARE PARTS KIT
- HOUR METER
- DUST SUPPRESSION KIT
- WARRANTY EXTENSION GOLD 24

SPECIFICATIONS

EQUIPMENT	 $\geq 13,200 \leq 22,000$ lbs
LOAD CAPACITY	0.58 cy
OPENING DIMENSIONS	W 45 H 10 in
OUTPUT SETTING	$\geq 0,5 \leq 2,5$ in
DIMENSIONS	56" x 79" x 32" H in
OIL FLOW	32 gal/min
PRESSURE	> 2,900 PSI
COUNTER PRESSURE	< 73 PSI
WEIGHT	3,307 lbs



AREAS OF APPLICATION



RECYCLING



LARGE-SCALE
RESIDENTIAL
SITES



MEDIUM-SCALE
COMMERCIAL
SITES



DEMOLITION

The data provided above is not binding, as the manufacturer reserves itself the right to make improvements to its products at any time and with no advance notice. References to excavator weights are approximate and many may be subject to changes.

Rev. 2019 / 03



WWW.MBAMERICA.COM