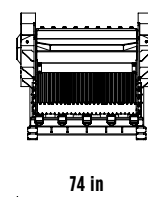
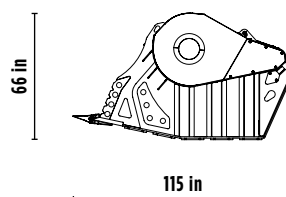


BF 135.8




ACCESSORIES

- RECOMMENDED SPARE PARTS KIT
- FIXED COUPLING
- IRON SEPARATOR
- HOUR METER
- DUST SUPPRESSION KIT
- WARRANTY EXTENSION GOLD 24



SPECIFICATIONS

EQUIPMENT	 ≥ 94,800 lbs
LOAD CAPACITY	2.09 cy
OPENING DIMENSIONS	W 51 H 24 in
OUTPUT SETTING	≥ 1 ≤ 6 in
DIMENSIONS	115" x 74" x 66" H in
OIL FLOW	85 gal/min
PRESSURE	> 3,336 PSI
WEIGHT	16,535 lbs

AREAS OF APPLICATION



RECYCLING



LARGE-SCALE
URBAN SITES



QUARRIES



MINES



UTILITY
WORK



DEMOLITION

The data provided above is not binding, as the manufacturer reserves itself the right to make improvements to its products at any time and with no advance notice.
References to excavator weights are approximate and many may be subject to changes.