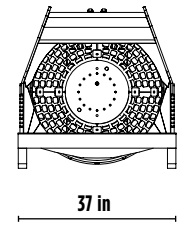
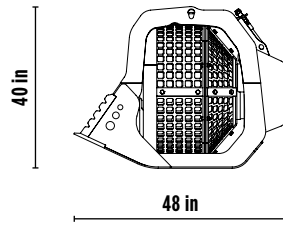




MB-S10 S4



ACCESSORIES

- RECOMMENDED SPARE PARTS KIT
- FIXED COUPLING
- BASKET PROTECTION KIT
- HOUR METER
- WARRANTY EXTENSION GOLD 24

SPECIFICATIONS

EQUIPMENT	 ≥ 7,700 lbs  ≥ 8,800 < 19,800 lbs
LOAD CAPACITY	0.42 cy
GRID DIAMETER	35 in
DIMENSIONS	48" x 37" x 40" H in
OIL FLOW	11 gal/min
PRESSURE	> 1,885 PSI
WEIGHT	860 lbs



AREAS OF APPLICATION



RECYCLING



SMALL ROAD AND WATER MAIN REPAIR JOBS



SEWAGE SYSTEMS



MAINTENANCE OF AGRICULTURAL SPACES

The data provided above is not binding, as the manufacturer reserves itself the right to make improvements to its products at any time and with no advance notice. References to excavator weights are approximate and many may be subject to changes.