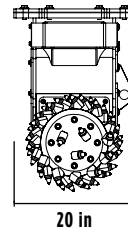

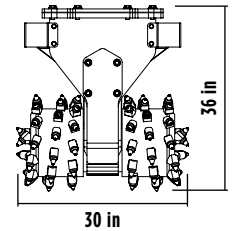


# MB-R700

**MB**<sup>®</sup>  
THE CRUSHING EVOLUTION



20 in




30 in

## ACCESSORIES

- RECOMMENDED SPARE PARTS KIT
  - FIXED COUPLING
  - LOW SET DRUM KIT
  - FULL SET DRUM KIT
  - DUST SUPPRESSION KIT
  - HIGH OIL TEMPERATURE REDUCING DEVICE
  - ROCK AND ASPHALT PICK KITS
  - WARRANTY EXTENSION
- GOLD 24



## SPECIFICATIONS

EQUIPMENT	 $\geq 13,200 \leq 28,600$ lbs
RECOMMENDED OIL FLOW (MIN)	29 - 48 gal/min
PRESSURE	> 3,626 PSI
COUNTER PRESSURE	< 58 PSI
OUTPUT TORQUE	5,000 Nm
PICK FORCE	14,456 ft lb
WEIGHT	1,323 lbs
SPEED/MIN. (MIN/MAX)	80 RPM/110 RPM

## AREAS OF APPLICATION



TUNNELS

UTILITY  
WORKURBAN  
JOB SITES

ROAD WORK

STONE AND  
CONCRETE WALL  
PROFILING

DEMOLITION

EXCAVATION AND  
FOUNDATION  
WORKAGRICULTURAL  
AND FOREST  
AREAS

The data provided above is not binding, as the manufacturer reserves itself the right to make improvements to its products at any time and with no advance notice. References to excavator weights are approximate and many may be subject to changes.