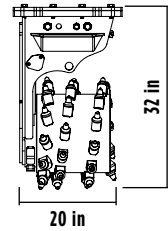
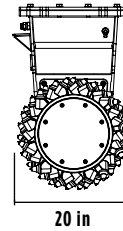


MB-R500

MB[®]
THE CRUSHING EVOLUTION





ACCESSORIES

- CUTTER BODY ROTATION KIT
(SECONDARY ROTATIONAL CIRCUIT REQUIRED)
- CUTTING DEPTH ADJUSTMENT KIT
- ROCK AND ASPHALT PICK KITS
- FIXED COUPLING
- POWER TRANSMISSION KIT
- DUST SUPPRESSION KIT
- DRUM COVER KIT
- HIGH OIL TEMPERATURE REDUCING DEVICE
- LOW SET DRUM KIT
- FULL SET DRUM KIT
- WARRANTY EXTENSION GOLD 24
- SUGGESTED SPARE PARTS KIT



SPECIFICATIONS

EQUIPMENT	  ≥ 7,700 ≤ 24,200 lbs
RECOMMENDED OIL FLOW (MIN)	16 - 32 gal/min
PRESSURE	> 2,900 PSI
COUNTER PRESSURE	< 58 PSI
OUTPUT TORQUE	5,000 Nm
PICK FORCE	14,456 ft lb
WEIGHT	661 lbs
SPEED/MIN. (MIN/MAX)	80 RPM/120 RPM

AREAS OF APPLICATION



TUNNELS



UTILITY
WORK



URBAN
JOB SITES



ROAD WORK



STONE AND
CONCRETE WALL
PROFILING



DEMOLITION



EXCAVATION AND
FOUNDATION
WORK



AGRICULTURAL
AND FOREST
AREAS

The data provided above is not binding, as the manufacturer reserves itself the right to make improvements to its products at any time and with no advance notice. References to excavator weights are approximate and many may be subject to changes.