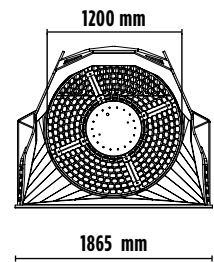
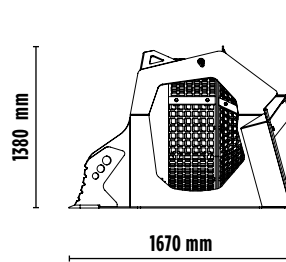


MB-LS170 S2

MB[®]
THE CRUSHING EVOLUTION




ACCESSORIES

- KIT PIÈCES DÉTACHÉES CONSEILLÉ
- ATTACHE
- COMPTEUR
- GARANTIE 24 MOIS

CARACTÉRISTIQUES TECHNIQUES

MACHINE OPÉRATRICE

 ≥ 6,5 ≤ 11 Ton

CAPACITÉ DE CHARGEMENT

1,10 m³

DIAMÈTRE GRILLE

1200 mm

DIMENSIONS

1670 x 1865 H 1380 mm

DÉBIT HUILE

80 l/min.

PRESSION

> 160 bar

POIDS

1,45 Ton



DOMAINES D'APPLICATION



RECYCLAGE



CHANTIERS
COMMERCIAUX DE
TAILLE MOYENNE



PETITS CHANTIERS
COMMERCIAUX



DÉMOLITIONS

The data provided above is not binding, as the manufacturer reserves itself the right to make improvements to its products at any time and with no advance notice.
References to excavator weights are approximate and many may be subject to changes.

Rev. 2019 / 03

in f t You Tube YOU IG

WWW.MBCRUSHER.COM