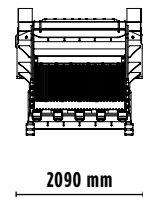
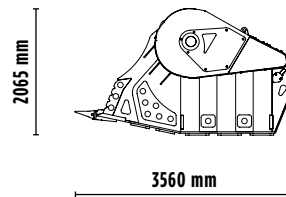


BF 150.10

MB
THE CRUSHING EVOLUTION




ACCESSORIES

- RECOMMENDED SPARE PARTS KIT
- FIX COUPLER
- HOUR METER
- 24 MONTHS WARRANTY



SPECIFICATIONS

EQUIPMENT	 ≥ 70 Ton
LOAD CAPACITY	2,30 m ³
OPENING DIMENSIONS	L 1450 H 700 mm
OUTPUT SETTING	≥ 100 ≤ 200 mm
DIMENSIONS	3560 x 2090 H 2065mm
OIL FLOW	380 l/min.
PRESSURE	> 230 bar
WEIGHT	10,50 Ton

AREAS OF APPLICATION



RECYCLING



LARGE-SCALE
URBAN SITES



QUARRIES



MINES



DEMOLITION

WWW.MBCRUSHER.COM       

The data provided above is not binding, as the manufacturer reserves itself the right to make improvements to its products at any time and with no advance notice.
References to excavator weights are approximate and many may be subject to changes.

Rev. 2019 / 03

FIND
OUT
MORE 