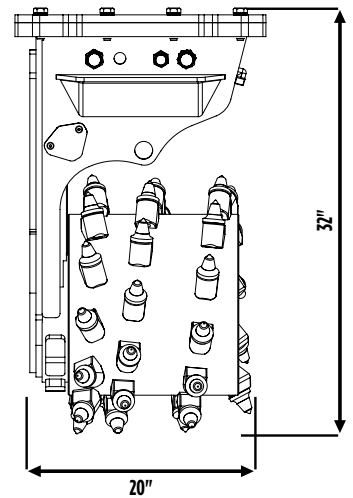
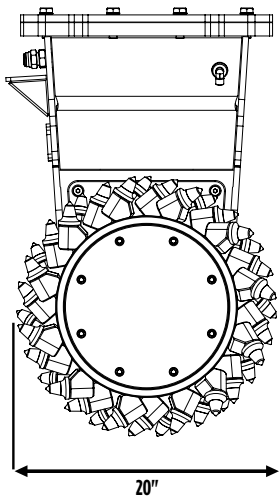


MB-R500

MB
THE CRUSHING EVOLUTION





MB-R500

The new MB-R500 is the smallest drum cutter of the MB Crusher line. **It weighs only 660 lbs** and can be installed on mini and midi excavators from 6,000 lbs to 24,000 lbs and on skid steer loaders and backhoe loaders from 6,000 lbs to 16,000 lbs.

Its powerful cutter has a **diameter of 20 in** and grinds with extreme precision. Its drum can be replaced on site in less than an hour, without the need to take the unit to a specialized workshop.



It is easy to use and makes work on different sites more practical.

ACCESSORIES

CUTTER BODY ROTATION KIT
CUTTING DEPTH ADJUSTMENT KIT
DUST SUPPRESSION KIT
DRUM COVER KIT
TEMPERATURE REDUCTION KIT
OIL TEMPERATURE REDUCING DEVICE
LOW SET DRUM KIT
FULL SET DRUM KIT
WARRANTY EXTENSION GOLD 24
SUGGESTED SPARE PARTS KIT

AREAS OF APPLICATION

TUNNELS
UTILITY
URBAN JOB SITES
ROAD WORK
PROFILING OF ROCK AND CONCRETE WALLS
DEMOLITION
EXCAVATION OPERATIONS (EARTH, ROCK, ASPHALT, CEMENT FOUNDATIONS)
AGRICULTURAL AND FOREST AREAS
(IRRIGATION NETWORKS, FENCES, STUMP AND ROOT REMOVAL).

EQUIPMENT	RECOMMENDED OIL FLOW (MIN)	INLET MAXIMUM PRESSURE	DRAIN-OUT MAXIMUM PRESSURE
  ≥ 6,000 < 24,000 lbs	16-32 gal/min	5076 PSI	58 PSI
OUTPUT TORQUE	PICK FORCE	WEIGHT	RPM
5000 Nm	14,456 ft lb	660 lbs	80/120 min/max