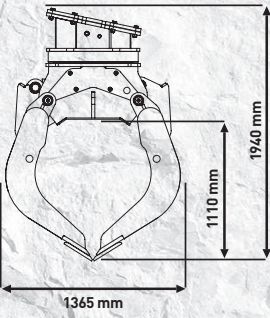
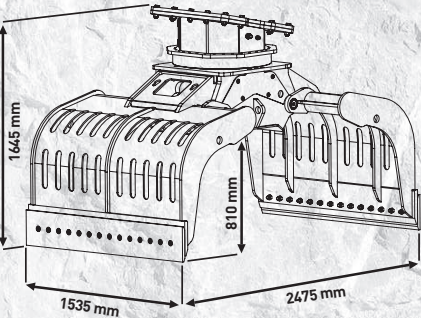



MB-G1500



“Handy, practical, **efficient**”



Designed for selecting and handling demolition materials and conceived according to the highest technological standards for any types of materials in a reliable way, with constance and total safety.

Thanks to the interchangeable claws and the 360° hydraulic rotation it allows you to handle large loads and odd forms.

SPECIFICATIONS

RECOMMENDED EXCAVATOR	LOAD CAPACITY (CLAWS CLOSED)	FLOW DIRECTION	OIL FLOW (OPEN/CLOSE)
≥ 20 ≤ 25 Ton	1,43 m³ / 1430 L	25 ÷ 40 l/min.	50 l/min.
PRESSURE OF ROTATION	PRESSURE (OPEN/CLOSE)	WEIGHT	ROTATION
140 bar	300 ÷ 400 bar	2 Ton	360°

ACCESSORIES

RECOMMENDED SPARE PARTS KIT	FIXED COUPLER	QUICK FEMALE COUPLER
MBG150008	FCG121500	MBG121500
24 MONTHS WARRANTY		
WA241500		