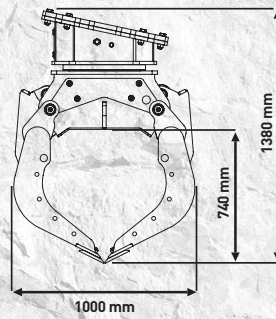
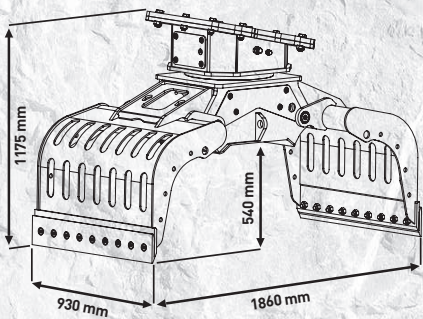



MB-G900



“Handy with high performance”



Designed for selecting and handling demolition materials and conceived according to the highest technological standards for any types of materials in a reliable way, with constance and total safety.

Thanks to the interchangeable claws and the 360° hydraulic rotation it allows you to handle large loads and odd forms.

SPECIFICATIONS

RECOMMENDED EXCAVATOR	LOAD CAPACITY (CLAWS CLOSED)	FLOW DIRECTION	OIL FLOW (OPEN/CLOSE)
≥ 12 ≤ 18 Ton	0,43 m ³ / 430 L	8 ÷ 20 l/min.	30 l/min.
PRESSURE OF ROTATION	PRESSURE (OPEN/CLOSE)	WEIGHT	ROTATION
120 bar	200 ÷ 400 bar	0,78 Ton	360°

ACCESSORIES

RECOMMENDED SPARE PARTS KIT	FIXED COUPLER	QUICK FEMALE COUPLER
MBG900008	FCG690000	MBG690000
24 MONTHS WARRANTY		
WA240900		