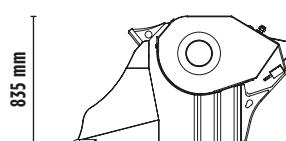

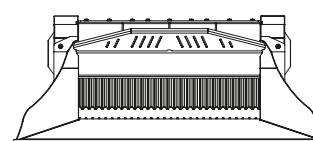


MB-L200 S2



1435 mm



2030 mm

ACCESSORIES

- HOUR METER
- DUST SUPPRESSION KIT
- 24 MONTH WARRANTY

SPECIFICATIONS

RECOMMEND EXCAVATOR	$\geq 12 \leq 17$ ton
RECOMMEND BACKHOE LOADER/LOADER*	$\geq 7 \leq 12$ ton
RECOMMEND SKID STEER LOADER*	$\geq 6 \leq 8$ ton

*Please verify machine's Rated Operating Capacity.

WEIGHT	1,50 ton
LOAD CAPACITY	0,43 m ³
PRESSURE	> 200 bar
BACK PRESSURE	< 10 bar
OIL FLOW RATE*	120 l/min.
<small>*The hydraulic flow and pressure values must meet the required parameters.</small>	
MOUTH WIDTH	1150 cm
MOUTH HEIGHT	260 mm
OUTPUT ADJUSTMENT	$\geq 15 \leq 60$ mm

AREAS OF APPLICATION



RECYCLING
AGGREGATES



URBAN
CONSTRUCTION
SITES



ROAD WORKS



DEMOLITIONS

The data provided above is not binding, as the manufacturer reserves the right to make improvements to its products at any time and without notice.

Rev. 2023/01



MBCRUSHER.COM