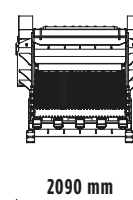
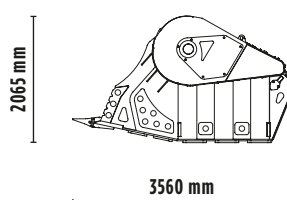




BF150.10



ACCESSORIES

- HOUR METER
- 24 MONTH WARRANTY

SPECIFICATIONS

RECOMMEND EXCAVATOR	$\geq 70 \leq 100$ ton
WEIGHT	10,50 ton
LOAD CAPACITY	2,30 m ³
PRESSURE	> 230 bar
BACK PRESSURE	< 10 bar
OIL FLOW RATE*	> 380 < 430 l/min..
<small>*The hydraulic flow and pressure values must meet the required parameters.</small>	
MOUTH WIDTH	1450 mm
MOUTH HEIGHT	700 mm
OUTPUT ADJUSTMENT	$\geq 110 \leq 200$ mm

AREAS OF APPLICATION



ROAD
WORKS



QUARRIES



MINES



PIPELINES

The data provided above is not binding, as the manufacturer reserves the right to make improvements to its products at any time and without notice.

Rev. 2023/01



MBCRUSHER.COM