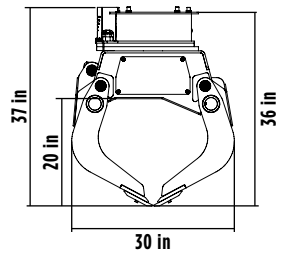
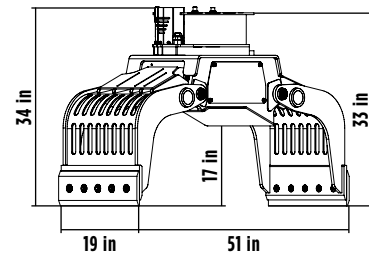



MB-G450



ACCESSORIES

- FIXED COUPLING
- TILTING LIFT RUBBER PROTECTION KIT
- CLAM SHELL KIT
- ELECTRICAL KIT FOR 2 LINE FUNCTIONALITY
- GRIP IMPROVEMENT KIT
- 24 MONTHS WARRANTY

SPECIFICATIONS

EQUIPMENT	 ≥ 6,620 ≤ 13,230 lb
LOAD CAPACITY (CLAWS CLOSED)	3.53 ft ³ / 26 gal
FLOW DIRECTION	2.6 gal/min
OIL FLOW (OPEN/CLOSE)	10.6 gal/min
PRESSURE OF ROTATION	2,176 PSI
PRESSURE (OPEN/CLOSE)	3,626 PSI
WEIGHT	635 lb
ROTATION	360°



AREAS OF APPLICATION



URBAN
CONSTRUCTION
SITES



RECYCLING AND
WASTE SORTING
FACILITY



MOVING AND
SEPARATING
MATERIALS



UTILITY
WORK



LANDSCAPING

The data provided above is not binding, as the manufacturer reserves itself the right to make improvements to its products at any time and with no advance notice. References to excavator weights are approximate and many may be subject to changes.