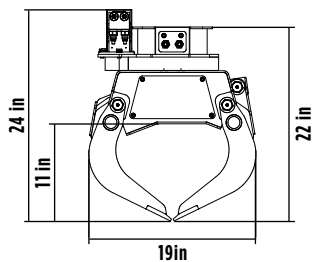
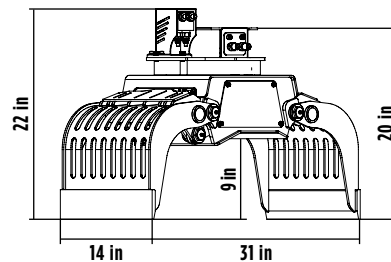


# MB-G350




## ACCESSORIES

- FIXED COUPLING
- CLAM SHELL KIT
- ELECTRICAL KIT FOR 2 LINE FUNCTIONALITY
- GRIP IMPROVEMENT KIT
- 24 MONTHS WARRANTY



## SPECIFICATIONS

### EQUIPMENT

  $\geq 2,870 \leq 5,730$  lb

### LOAD CAPACITY (CLAWS CLOSED)

1.06 ft<sup>3</sup>/ 7 gal

### FLOW DIRECTION

1.3 gal/min

### OIL FLOW (OPEN/CLOSE)

3.9 gal/min

### PRESSURE OF ROTATION

2,176 PSI

### PRESSURE (OPEN/CLOSE)

2,901 PSI

### WEIGHT

187 lbs

### ROTATION

360°

## AREAS OF APPLICATION



URBAN  
CONSTRUCTION  
SITES



RECYCLING AND  
WASTE SORTING  
FACILITY



MOVING AND  
SEPARATING  
MATERIALS



UTILITY  
WORK



LANDSCAPING

The data provided above is not binding, as the manufacturer reserves itself the right to make improvements to its products at any time and with no advance notice.  
References to excavator weights are approximate and many may be subject to changes.

Rev. 2021 / 09



[WWW.MBCRUSHER.COM](http://WWW.MBCRUSHER.COM)