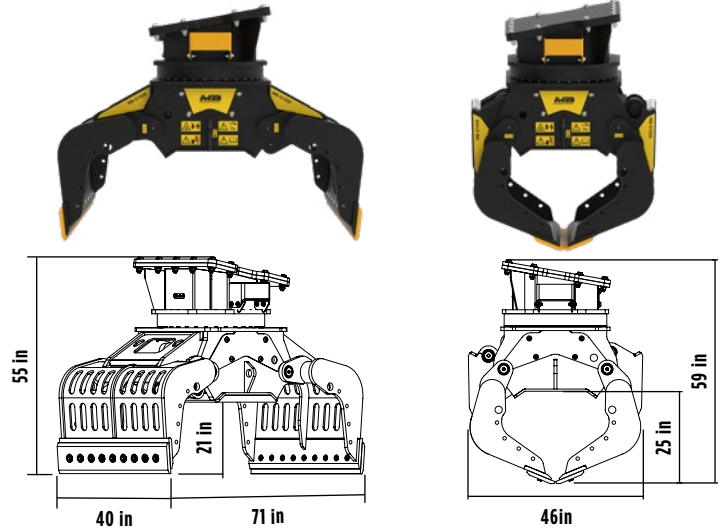



MB-G1000



ACCESSORIES






- RECOMMENDED SPARE PARTS KIT
- FIXED COUPLING
- GRIP IMPROVEMENT KIT
- MULTI-PURPOSE BLADE KIT
- RUBBER PROTECTION KIT
- CLAM SHELL KIT
- 24 MONTHS WARRANTY

SPECIFICATIONS

EQUIPMENT	 $\geq 39,700 \leq 55,100$ lb
LOAD CAPACITY (CLAWS CLOSED)	15.54 f ³ / 116 gal
FLOW DIRECTION	10 - 18 gal/min.
OIL FLOW (OPEN/CLOSE)	18 gal/min.
PRESSURE OF ROTATION	> 3,191 PSI
PRESSURE (OPEN/CLOSE)	4,351 PSI 5,802 PSI
WEIGHT	3,560 lb
ROTATION	360°



AREAS OF APPLICATION

						
URBAN CONSTRUCTION SITES	PORTS AND FREIGHT TERMINALS	QUARRIES	RECYCLING AND WASTE SORTING FACILITY	MOVING AND SEPARATING MATERIALS	UTILITY WORK	LANDSCAPING

The data provided above is not binding, as the manufacturer reserves itself the right to make improvements to its products at any time and with no advance notice. References to excavator weights are approximate and many may be subject to changes.