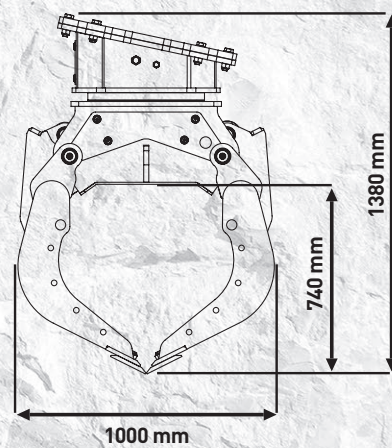
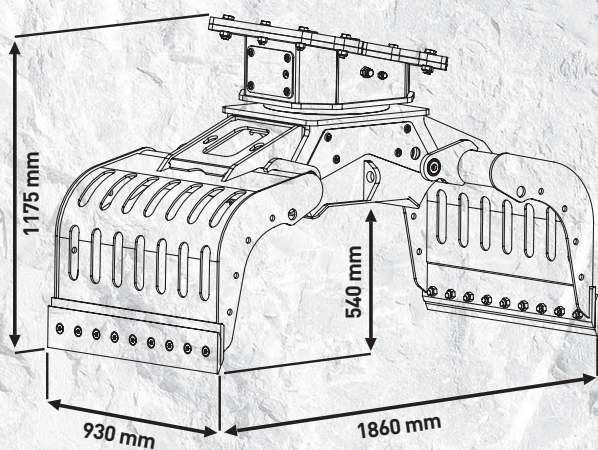



MB-G900

MB
THE CRUSHING EVOLUTION

“Handy with high performance”



Designed for selecting and handling demolition materials and conceived according to the highest technological standards for any types of materials in a reliable way, with constance and total safety.

Thanks to the interchangeable claws and the 360° hydraulic rotation it allows you to handle large loads and odd forms.



SPECIFICATIONS

| RECOMMENDED EXCAVATOR | LOAD CAPACITY (CLAWS CLOSED) | FLOW DIRECTION | OIL FLOW (OPEN/CLOSE) |
|-----------------------|---------------------------------|----------------|-----------------------|
| $\geq 12 \leq 18$ Ton | 0,43 m ³ / 430 L | 8 ÷ 20 l/min. | 30 l/min. |
| PRESSURE OF ROTATION | PRESSURE (OPEN/CLOSE) | WEIGHT | ROTATION |
| 160 bar | 200 ÷ 400 bar | 0,78 Ton | 360° |

ACCESSORIES

| RECOMMENDED SPARE PARTS KIT | FIXED COUPLER | QUICK FEMALE COUPLER |
|-----------------------------|---------------|----------------------|
| MBG900008 | FCG690000 | MBG690000 |
| 24 MONTHS WARRANTY | | |
| WA240900 | | |